

Concrete

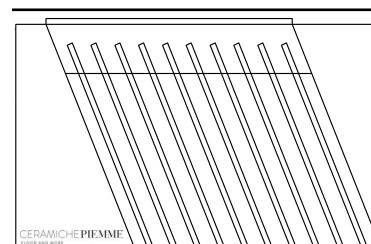
CERAMICHE PIEMME
CONTRACT

MERCHANDISING

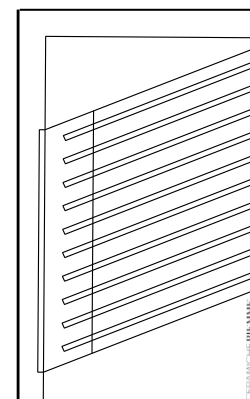
BASE GENERICA VUOTA 60x120 SINISTRA



ATT.NE: ORDINARE BASE VUOTA + PIASTRELLE A SCELTA



PARETE



PARETI

fronte piastrella

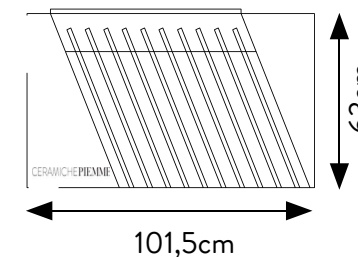
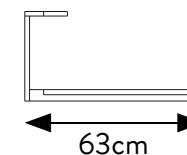
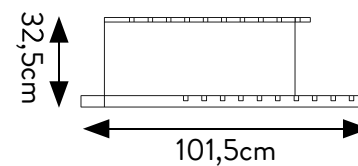
BASE
SX 302816

SPECIFICHE TECNICHE

CODICE	302816
DIMENSIONE	101,5x32,5x63 cm
PIASTRELLE	60x60 - 60x119,5 cm
PREZZO	€ 71,50

GAMMA CONCRETE	CODICE: 303065
CONCRETE WHITE NAT/RET	60x120 cm
CONCRETE TAUPE NAT/RE	60x120 cm
CONCRETE LIGHT GREY NAT/RET	60x120 cm
CONCRETE WARM GREY NAT/RET	60x120 cm

BASE SINISTRA 302816



Triangoli laterali removibili
per composizioni con più basi

BASE PIEMME 80-90-120

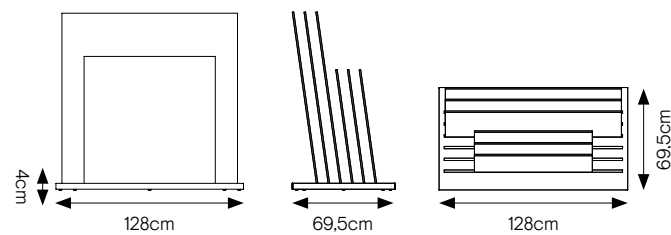
DISPLAY VUOTO, GAMME A SCELTA



ATT.NE: ORDINARE BASE PIEMME 80-90-120 (BASE) + GAMME A SCELTA

SPECIFICHE TECNICHE

CODICE DISPLAY	302521
DIMENSIONE	128x69,5x4 cm
GAMME	a scelta (6 SLOT)
PREZZO DISPLAY	€ 93,00



ESTRAIBILE 80x80 BIFACCIALE

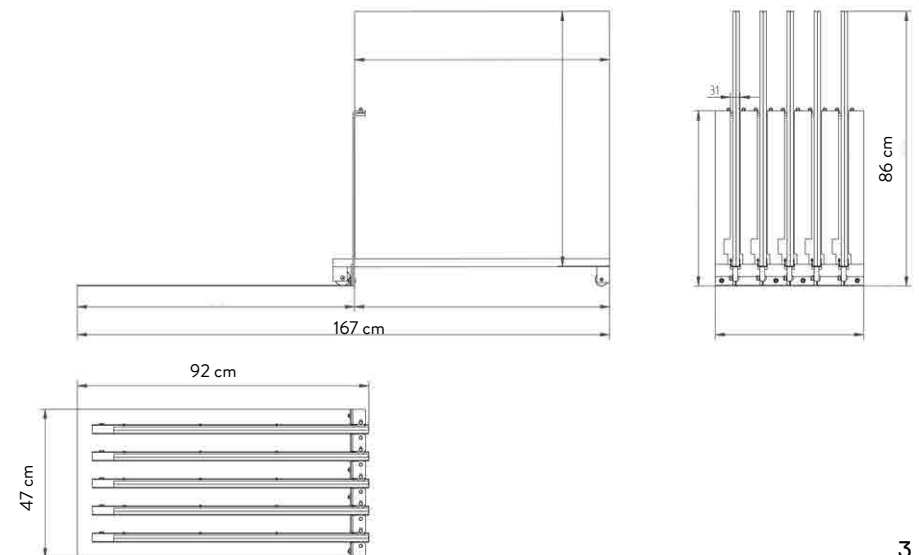
10 lastre 80x80

DISPLAY VUOTO, LASTRE A
SCELTA (80x80)



SPECIFICHE TECNICHE

CODICE	303009
DIMENSIONE	92x86x47cm
PIASTRELLE (10 SLOTS)	80x80 sp. 9,5mm - 10,5 mm
PREZZO	€165 SOLO DISPLAY



SINOTTICI CONCRETE

PANCON01 - PAN. COM.NE CONCRETE
WHITE NAT/RET 60X120



COD. 303055

PANCON02 - PAN. COM.NE CONCRETE
TAUPE NAT/RET 60X120



COD. 303057

PANCON03 - PAN. COM.N CONCRETE
WGREY NAT/RET 60X120



COD. 303058

PANCON04 - PAN.COM.NE CONCRETE
LGREY NAT/RET 60X120



COD. 303059

SPECIFICHE TECNICHE

CODICE	VARI
DIMENSIONE	100x200 cm
PIASTRELLE	60x120 cm

PLAQUETTE CONCRETE

CERAMICHE PIEMME
FLOOR AND MORE

CONCRETE

CONTRACT

GRES FINE PORCELLANATO AD IMPASTO COLORATO - COLOURED BODY FINE PORCELAIN STONEWARE - FEINTEINZUG AUS FARBIGER MASSE - GRÉS CÉRAME FIN À PÂTE COLORÉE

WHITE	30x60CM ANTISLIP R11 - A+B+C 80x80CM - 60x60CM - 30x60CM - 45x45CM	TAUPE	30x60CM ANTISLIP R11 - A+B+C 80x80CM - 60x60CM - 30x60CM - 45x45CM	BLACK	30x60CM ANTISLIP R11 - A+B+C 80x80CM - 60x60CM - 30x60CM - 45x45CM
					
U4 P4 E3 C2 60x60CM - 45x45CM U4 P3 E3 C2 80x80CM - 30x60CM		U4 P4 E3 C2 60x60CM - 45x45CM U4 P3 E3 C2 80x80CM - 30x60CM		U4 P4 E3 C2 60x60CM - 45x45CM U4 P3 E3 C2 80x80CM - 30x60CM	
LIGHT GREY	30x60CM ANTISLIP R11 - A+B+C 80x80CM - 60x60CM - 30x60CM - 45x45CM	WARM GREY	30x60CM ANTISLIP R11 - A+B+C 80x80CM - 60x60CM - 30x60CM - 45x45CM	WARM GREY ANTISLIP	30x60CM R11 - A+B+C
					
U4 P4 E3 C2 60x60CM - 45x45CM U4 P3 E3 C2 80x80CM - 30x60CM		U4 P4 E3 C2 60x60CM - 45x45CM U4 P3 E3 C2 80x80CM - 30x60CM		U55 P3 E3 C2 WHITE, TAUPE, LIGHT GREY 30x60CM U55 P3 E3 C2 WARM GREY 30x60CM	

CERAMICHE PIEMME
FLOOR AND MORE

CONCRETE

CONTRACT

GRES FINE PORCELLANATO AD IMPASTO COLORATO - COLOURED BODY FINE PORCELAIN STONEWARE - FEINTEINZUG AUS FARBIGER MASSE - GRÉS CÉRAME FIN À PÂTE COLORÉE

CLASSIFICAZIONE SECONDO NORME CEN/ISO GRUPPO DA EN 14411 - ISO 10545 - CLASSIFICATION IN ACCORDANCE WITH CEN/ISO STANDARDS EN 14411 - ISO 10545
Klassifizierung nach Normen CEN/ISO Gruppe DA EN 14411 - ISO 10545 - Classification in accordance with CEN/ISO standards EN 14411 - ISO 10545

CARATTERISTICA TECNICA TECHNICAL CHARACTERISTIC TECHNISCHE DATEN CARACTÉRISTIQUE TECHNIQUE	NORMA NORME NORME	VALORE PRESCRITTO INDICATED VALUE VORGESCHRIEBENER WERT	VALORE MEDIO MEAN VALUE MITTELWERT MOYENNE VALEUR	USA TESTS	VALORE MEDIO MEAN VALUE MITTELWERT MOYENNE VALEUR
RESISTENZA A L'USURA RESISTANCE TO WEAR ABNUTZUNGSWEHR RESISTANCE À L'USURE	ISO 10545.2	45 (CL 12-15) 6000	45 (CL 12-15) 6000	CONFORME IN ACCORDANCE CONFORME	CONFORME IN ACCORDANCE CONFORME
RESISTENZA ALLE IMPRESIONI RESISTANCE TO IMPRESSIONS EINDRUCKWEHR RESISTANCE À LA DÉFORMATION	ISO 10545.3	10 (CL 1) 1000	10 (CL 1) 1000	CONFORME IN ACCORDANCE CONFORME	CONFORME IN ACCORDANCE CONFORME
RESISTENZA ALLA FESSATURA RESISTANCE TO CRACKING RISSTWEHR RESISTANCE À LA FISSURE	ISO 10545.4	10 (CL 1) 1000	10 (CL 1) 1000	CONFORME IN ACCORDANCE CONFORME	CONFORME IN ACCORDANCE CONFORME
RESISTENZA ALLE MACCHIE RESISTANCE TO STAINING FLECKWEHR RESISTANCE À LA TACHE	ISO 10545.8	10 (CL 1) 1000	10 (CL 1) 1000	CONFORME IN ACCORDANCE CONFORME	CONFORME IN ACCORDANCE CONFORME
RESISTENZA ALLE SCALFATE RESISTANCE TO SCALING SCHÄLWEHR RESISTANCE À LA DÉCOUPE	ISO 10545.12	10 (CL 1) 1000	10 (CL 1) 1000	CONFORME IN ACCORDANCE CONFORME	CONFORME IN ACCORDANCE CONFORME
RESISTENZA ALLE COLPITE RESISTANCE TO IMPACT STOSSEWEHR RESISTANCE À LA CHUTE	ISO 10545.13	10 (CL 1) 1000	10 (CL 1) 1000	CONFORME IN ACCORDANCE CONFORME	CONFORME IN ACCORDANCE CONFORME
RESISTENZA ALLE COLPITE RESISTANCE TO IMPACT STOSSEWEHR RESISTANCE À LA CHUTE	ISO 10545.14	10 (CL 1) 1000	10 (CL 1) 1000	CONFORME IN ACCORDANCE CONFORME	CONFORME IN ACCORDANCE CONFORME
RESISTENZA ALLO SCALDAMENTO RESISTANCE TO HEATING WÄRMESCHÜSSWEHR RESISTANCE AU CHAUFFEMENT	EN 12697	10 (CL 1) 1000	10 (CL 1) 1000	CONFORME IN ACCORDANCE CONFORME	CONFORME IN ACCORDANCE CONFORME
RESISTENZA ALLO SCALDAMENTO RESISTANCE TO HEATING WÄRMESCHÜSSWEHR RESISTANCE AU CHAUFFEMENT	EN 12697	10 (CL 1) 1000	10 (CL 1) 1000	CONFORME IN ACCORDANCE CONFORME	CONFORME IN ACCORDANCE CONFORME
RESISTENZA ALLO SCALDAMENTO RESISTANCE TO HEATING WÄRMESCHÜSSWEHR RESISTANCE AU CHAUFFEMENT	EN 12697	10 (CL 1) 1000	10 (CL 1) 1000	CONFORME IN ACCORDANCE CONFORME	CONFORME IN ACCORDANCE CONFORME

FORMATO - SIZE - FORMAT

<input type="checkbox"/>	NATRETT 80x80CM / 31"11" x 31"11"
<input type="checkbox"/>	NAT 60x60CM / 24"12" x 24"
<input type="checkbox"/>	NATRETT 60x60CM / 24"12" x 24"
<input type="checkbox"/>	NAT 30x60CM / 12"12" x 24"
<input type="checkbox"/>	NATRETT 30x60CM / 12"12" x 24"
<input type="checkbox"/>	NAT 45x45CM / 18"10" x 18"
<input type="checkbox"/>	MOSAICO NATRETT 30x30CM / 12"12" x 12"

GRADINO NAT 30x60CM / 12"12" x 24"

BATTISCORNA NATRETT 80x80CM / 31"11" x 31"11"

BATTISCORNA NAT 80x80CM / 31"11" x 31"11"

BATTISCORNA NATRETT 80x80CM / 31"11" x 31"11"

BATTISCORNA NAT 80x80CM / 31"11" x 31"11"

back

light gray

INDUSTRIE CERAMICHE PIEMME S.P.A.
VIA DEL CROCIALE 42444 - 41042 FIORANO (MO) - ITALY - TEL. +39 0536.849111 - FAX +39 0536.849402 - WWW.CERAMICHEPIEMME.IT

CODICE	301307
DIMENSIONE	30x30 cm

CERAMICHE**PIEMME**
FLOOR AND MORE

INDUSTRIE CERAMICHE PIEMME S.P.A.
VIA DEL CROCIALE 42/44, 41042 FIORANO (MO) - ITALY
T. +39 0536.849111 - F. +39 0536.849402
WWW.CERAMICHEPIEMME.IT - INFO@CERAMICHEPIEMME.IT