

Glitch

Designed by Benoy

Glitch è una gamma di piastrelle in grès porcellanato sviluppata da Piemme in collaborazione con uno dei maggiori studi di design a livello internazionale: Benoy. Glitch si propone di valorizzare le caratteristiche disomogenee presenti nel calcestruzzo e tutte quelle piccole imperfezioni che caratterizzano questa superficie, come crepe, patine, graffi ed i segni lasciati nel tempo dagli agenti atmosferici.

Glitch is a range of porcelain stoneware tiles developed by Piemme in partnership with one of the biggest international design studios: Benoy. Glitch brings out and highlights the heterogeneous nature of concrete, and all those little imperfections characteristic of this surface, such as cracks, patinas, scratches and weathering.

Glitch ist eine Fliesenserie aus Feinsteinzeug, die Piemme in Kooperation mit dem namhaften Designbüro Benoy entwickelte. Glitch bringt die Betonoberfläche in ihrer Unvollkommenheit, samt all ihren kleinen Makeln wie Risse, Ablagerungen, Kratzer und Verwitterungserscheinungen.

Glitch est une collection de carreaux en grès cérame imaginée par Piemme en collaboration avec l'un des plus prestigieux bureaux de design sur la scène internationale: Benoy. Glitch veut mettre en valeur les hétérogénéités du béton, ainsi que toutes les petites imperfections distinctives de cette surface, comme les craquements, les patines, les rayures et les signes que les agents atmosphériques laissent au fil du temps.

8

Colori
Colours
Farben
Couleurs

Salt



Sand



Gravel




Clay




Ash



Flint



Graphite



Carbon



5

Formati
Sizes
Formate
Formats

120×120
48"×48"



60×120
24"×48"



80×80
31½"×31½"



60×60
24"×24"



30×60
12"×24"



3

Superfici
Surfaces
Oberflächen
Surfaces

Naturale

Antislip

Grip

1

Strutture 3D
3D structures
Strukturen
Decorations and relief

Fault



i

Effetto Cemento
Cement Look
Beton Optik
Effet Béton

Rivestimento
Wall Tiles
Wandfliesen
Revêtement

Pavimento
Floor Tiles
Bodenfliesen
Sol


Gres fine porcellanato ad impasto colorato
Coloured-body fine porcelain stoneware
Feinsteinzeug aus farbiger Masse
Grès cérame fin à pâte colorée

Tecnologia digitale
Digital technology
Digital technologie
Technologie numérique

Ripresa grafica tra le diverse lastre rettificata contenuta entro le tolleranze previste dalla norma. Per un corretto allineamento si consiglia di utilizzare una fuga di 2 mm.
Graphic representation between the rectified tiles is contained within the tolerances provided by the standard. For a correct alignment it is recommended to use a 2 mm joint.
Grafische Darstellung zwischen den verschiedenen rektifizierten Platten innerhalb der in der Norm vorgesehenen Toleranzen. Für eine korrekte Anpassung wird eine Fuge von 2mm empfohlen.
Reproduction graphique entre les différents carreaux rectifiés dans les limites des tolérances prévues par la norme. Pour un alignement correct, il est recommandé d'utiliser joints de 2 mm.



Salt



120x120
03292A | Glitch Salt Nat/Ret



80x80
05288 | Glitch Salt Nat/Ret



60x60
03285A | Glitch Salt Nat/Ret
03465A | Glitch Salt Antislip/Ret



60x120
03267A | Glitch Salt Nat/Ret




60x120
03298A | Glitch Fault Salt Nat/Ret




30x60
03276A | Glitch Salt Nat/Ret



60x120
03304A | Glitch Mix Warm Nat/Ret



Sand



120x120
05363 | Glitch Sand Nat/Ret



60x60
03284A | Glitch Sand Nat/Ret
03891B | Glitch Sand Grip/Ret ± 20mm



30x60
03275A | Glitch Sand Nat/Ret



60x120
03266A | Glitch Sand Nat/Ret
05579 | Glitch Sand Grip/Ret ± 20mm



60x120
03297A | Glitch Fault Sand Nat/Ret



60x120
03304A | Glitch Mix Warm Nat/Ret



Gravel



120x120
03291A | Glitch Gravel Nat/Ret



80x80
05287 | Glitch Gravel Nat/Ret




60x60
03283A | Glitch Gravel Nat/Ret
03464A | Glitch Gravel Antislip/Ret
03889B | Glitch Gravel Grip/Ret ± 20mm



60x120
03265A | Glitch Gravel Nat/Ret
05580 | Glitch Gravel Grip/Ret ± 20mm



60x120
03296A | Glitch Fault Gravel Nat/Ret



30x60
03274A | Glitch Gravel Nat/Ret



60x120
03304A | Glitch Mix Warm Nat/Ret




Clay



60x120
03264A | Glitch Clay Nat/Ret



60x60
03282A | Glitch Clay Nat/Ret



30x60
03273A | Glitch Clay Nat/Ret

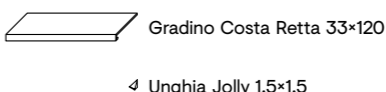
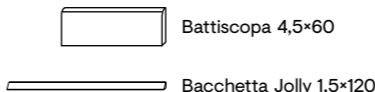


60x120
03295A | Glitch Fault Clay Nat/Ret




60x120
03304A | Glitch Mix Warm Nat/Ret

Pezzi speciali
Special pieces





Ash



120x120

03293A | Glitch Ash Nat/Ret



80x80

05289 | Glitch Ash Nat/Ret



60x60

03286A | Glitch Ash Nat/Ret
03466A | Glitch Ash Antislip/Ret
03892B | Glitch Ash Grip/Ret $\geq 20\text{mm}$




60x120

03268A | Glitch Ash Nat/Ret
05581 | Glitch Ash Grip/Ret $\geq 20\text{mm}$



60x120

03299A | Glitch Fault Ash Nat/Ret



30x60

03277A | Glitch Ash Nat/Ret



60x120

03305A | Glitch Mix Cold Nat/Ret




Flint




60x120
03269A | Glitch Flint Nat/Ret



60x60
03287A | Glitch Flint Nat/Ret



30x60
03278A | Glitch Flint Nat/Ret

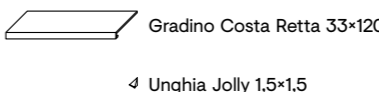
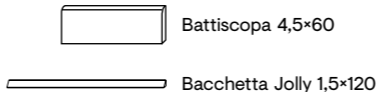


60x120
03301A | Glitch Fault Flint Nat/Ret




60x120
03305A | Glitch Mix Cold Nat/Ret

Pezzi speciali
Special pieces





Graphite



120x120
03294A | Glitch Graphite Nat/Ret




80x80
05291 | Glitch Graphite Nat/Ret




60x60
03288A | Glitch Graphite Nat/Ret
03467A | Glitch Graphite Antislip/Ret



60x120
03271A | Glitch Graphite Nat/Ret



60x120
03302A | Glitch Fault Graphite Nat/Ret



30x60
03279A | Glitch Graphite Nat/Ret



60x120
03305A | Glitch Mix Cold Nat/Ret

Carbon




60x120

03272A | Glitch Carbon Nat/Ret



60x60

03289A | Glitch Carbon Nat/Ret



30x60

03281A | Glitch Carbon Nat/Ret



60x120

03303A | Glitch Fault Carbon Nat/Ret



60x120

03305A | Glitch Mix Cold Nat/Ret


Imballi

Packing
Verpackung
Emballage

Formati Sizes		± MM	Pezzi Scatola Pieces/Box Stck/Karton Carreaux/Boîte	Mq/Scatola Sqmt/Box Qm/Karton M2/Boîte	Kg/Scatola Kgs/Box Kg/Karton Kg/Boîte	Scatole/Paletta Boxes/Pallet Karton/Palette Boîte/Palette	Mq/Paletta Sqmt/Pallet Qm/Pallet M2/Palette	Kg/Paletta Kgs/Pallet Kg/Pallet Kg/Palette	Formato Paletta Size Pallet Format Pallet Dim. Palette
120x120 (48"x48") Nat/Ret	P	9,5	2	2,88	58,00	22	63,36	1276	135x122x68
80x80 (31½"x31½") Nat/Ret	P	9,5	2	1,28	27,50	50	64,00	1375	122x80x96
60x120 (24"x48") Nat/Ret	P	9,5	2	1,44	31,00	30	43,20	930	122x82x75
60x120 (24"x48") Grip/Ret	P	20	1	0,72	33,00	36	25,92	1188	122x96x75
60x60 (24"x24") Nat/Ret	P	9,5	4	1,44	29,00	32	46,08	928	120x80x75
60x60 (24"x24") Antislip/Ret	P	9,5	4	1,44	29,00	32	46,08	928	120x80x75
60x60 (24"x24") Grip/Ret	P	20	2	0,72	32,40	32	23,04	1036,8	120x80x75
30x60 (12"x24") Nat/Ret	P	9,5	7	1,26	25,30	40	50,40	1012	120x80x75
60x120 (24"x48") Fault Nat/Ret	P	9,5	2	1,44	31,00	30	43,20	930	122x82x75
60x120 (24"x48") Mix Nat/Ret	P	9,5	2	1,44	31,00	30	43,20	930	122x82x75
Pezzi Speciali / Special Pieces									
33x120 (13"x48") Gradino Costa Retta Nat/Ret	P	9,5	2	0,792	18,50	20	-	-	-
4,5x60 (1¾"x24") Battiscopa Nat/Ret	P	9,5	14	0,378	8,00	80	-	-	-
1,5x120 (¾"x48") Bacchetta Jolly Nat/Ret	P	9,5	6	0,108	2,50	48	-	-	-
1,5x1,5 (¾"x¾") Unghia Jolly Nat/Ret	P	9,5	6	0,001	0,50	48	-	-	-



Battiscopa 4,5x60



Gradino Costa Retta 33x120



Bacchetta Jolly 1,5x120

4 Unghia Jolly 1,5x1,5

Riepilogo Gamma

Collection
Serie
Gamme

		Formati Sizes							UPEC					
		120x120 48"x48"	80x80 31½"x31½"	60x120 24"x48"	60x120 24"x48"	60x60 24"x24"	60x60 24"x24"	30x60 12"x24"	DIN 51130	DIN 51097	DCOF	BS EN 7976-2	AS 4586 2013	
		± 9,5	± 9,5	± 9,5	± 20	± 9,5	± 20	± 9,5						
Warm Tones	Nat/Ret	03292A	05288	03267A		03285A		03276A	V2	R10	A+B		wet, dry >36	P3
	Antislip/Ret					03465A				R11	A+B+C	> 0,42	wet, dry >36	P4
Salt	Nat/Ret	05363		03266A		03284A		03275A	V2	R10	A+B		wet, dry >36	P3
	Grip/Ret				05579		03891B			R11	A+B+C	> 0,42		
Sand	Nat/Ret	03291A	05287	03265A		03283A		03274A	V2	R10	A+B		wet, dry >36	P3
	Antislip/Ret					03464A				R11	A+B+C	> 0,42	wet, dry >36	P4
	Grip/Ret				05580		03889B			R11	A+B+C	> 0,42		
Gravel	Nat/Ret			03264A		03282A		03273A	V2	R10	A+B		wet, dry >36	P3
	Antislip/Ret									R11	A+B+C	> 0,42	wet, dry >36	P4
Clay	Nat/Ret								V2	R10	A+B		wet, dry >36	P3
	Antislip/Ret									R11	A+B+C	> 0,42	wet, dry >36	P4
	Grip/Ret									R11	A+B+C	> 0,42		
Cold Tones	Nat/Ret	03293A	05289	03268A		03286A		03277A	V2	R10	A+B		wet, dry >36	P3
	Antislip/Ret					03466A				R11	A+B+C	> 0,42	wet, dry >36	P4
Ash	Nat/Ret				05581		03892B		V2	R10	A+B		wet, dry >36	P3
	Antislip/Ret									R11	A+B+C	> 0,42	wet, dry >36	P4
Flint	Nat/Ret			03269A		03287A		03278A	V2	R10	A+B		wet, dry >36	P3
	Antislip/Ret									R11	A+B+C	> 0,42	wet, dry >36	P4
Graphite	Nat/Ret	03294A	05291	03271A		03288A		03279A	V2	R10	A+B		wet, dry >36	P3
	Antislip/Ret					03467A				R11	A+B+C	> 0,42	wet, dry >36	P4
Carbon	Nat/Ret			03272A		03289A		03281A	V2	R10	A+B		wet, dry >36	P3
	Antislip/Ret									R11	A+B+C	> 0,42	wet, dry >36	P4

Riepilogo Gamma

Collection
Serie
Gamme

		Formati Sizes		Pezzi Speciali Special Pieces			
		Fault 60x120 24"x48"	Mix 60x120 24"x48"	Gradino Costa Retta 33x120 13"x48"	Battiscopa 4,5x60 1½"x24"	Bacchetta Jolly 1,5x120 ½"x48"	Unghia Jolly 1,5x1,5 ½"x½"
		± 9,5	± 9,5	± 9,5	± 9,5	± 9,5	± 9,5
Warm Tones	Nat/Ret	03298A	03304A	03321A	03313	03329A	03338
	Antislip/Ret						
Salt	Nat/Ret	03297A	03304A	03320A	03312	03328A	03337
	Antislip/Ret						
Sand	Nat/Ret	03296A	03304A	03731A	03311	03327A	03336
	Antislip/Ret						
Gravel	Nat/Ret	03295A	03304A	03318A	03310	03326A	03335
	Antislip/Ret						
Clay	Nat/Ret	03299A	03305A	03732A	03314	03331A	03339
	Antislip/Ret						
Ash	Nat/Ret	03301A	03305A	03323A	03315	03332A	03341
	Antislip/Ret						
Flint	Nat/Ret	03302A	03305A	03324A	03316	03333A	03342
	Antislip/Ret						
Graphite	Nat/Ret	03303A	03305A	03325A	03317	03334A	03343
	Antislip/Ret						