

Concrete

5 COLOURS

8 SIZES

3 SURFACES

The design study for the Concrete collection takes its inspiration from the working of smoothed concrete for industrial surfaces. It is a surface with a minimal and at the same time deep and elegant mood. Its slightly mellow shades are perfectly in line with the very latest stylistic trends.



Light Grey 30x60 - 12"x24" Naturale Rettificato



Taupe 80x80 - 31½"x31½" Naturale Rettificato
Battiscopa Taupe 8x80 - 3½"x31½" Naturale Rettificato



Black 60x60 - 24"x24" Naturale Rettificato
Battiscopa Black 8x60 - 3 1/8"x24" Naturale Rettificato



Warm Grey 60x60 - 24"x24" Naturale Rettificato
Battiscopa Warm Grey 8x60 - 3 1/8"x24" Naturale Rettificato



White 60x60 - 24"x24" Naturale Rettificato
Battiscopa White 8x60 - 3 1/8"x24" Naturale Rettificato

White



120x120 - 48"x48"

05298 | White Nat/Ret



80x80 - 31½"x31½"

03669A | White Nat/Ret U4 P3 E3 C2



60,4x60,4 - 24"x24"

03742A | White Nat U4 P3 E3 C2



45,4x45,4 - 18"x18"

03797A | White Nat U4 P4 E3 C2



60x120 - 24"x48"

05305 | White Nat/Ret

U4 P3 E3 C2




30,1x60,4 - 12"x24"

03754A | White Nat U4 P3 E3 C2

03759A | White Antislip Nat

30x60 - 12"x24"

00928A | White Nat/Ret U4 P3 E3 C2



30x30 - 12"x12"

00983 | Mosaico
White Nat/Ret

Taupe



120x120 - 48"x48"

05349 | Taupe Nat/Ret



80x80 - 31½"x31½"

03671A | Taupe Nat/Ret U4 P3 E3 C2

03835A | Taupe Antislip Ret



60,4x60,4 - 24"x24"

03743A | Taupe Nat U4 P3 E3 C2

60x60 - 24"x24"

00935A | Taupe Nat/Ret U4 P3 E3 C2

02973B | Taupe Grip/Ret

± 20mm



45,4x45,4 - 18"x18"

03798A | Taupe Nat U4 P4 E3 C2




60x120 - 24"x48"

05306 | Taupe Nat/Ret

05583 | Taupe Grip/Ret ± 20mm

U4 P3 E3 C2



30,1x60,4 - 12"x24"

03755A | Taupe Nat U4 P3 E3 C2

03761A | Taupe Antislip Nat

30x60 - 12"x24"

00929A | Taupe Nat/Ret U4 P3 E3 C2



30x30 - 12"x12"

00984 | Mosaico
Taupe Nat/Ret

Warm Grey



120x120 - 48"x48"

05352 | Warm Grey Nat/Ret



80x80 - 31½"x31½"

03673A | Warm Grey Nat/Ret U4 P3 E3 C2

03837A | Warm Grey Antislip Ret



60,4x60,4 - 24"x24"

03745A | Warm Grey Nat U4 P3 E3 C2

60x60 - 24"x24"

00937A | Warm Grey Nat/Ret U4 P3 E3 C2

02975B | Warm Grey Grip/Ret

± 20mm



45,4x45,4 - 18"x18"

03800A | Warm Grey Nat U4 P4 E3 C2



60x120 - 24"x48"

05308 | Warm Grey Nat/Ret

05584 | Warm Grey Grip/Ret ± 20mm

U4 P3 E3 C2




30,1x60,4 - 12"x24"

03757A | Warm Grey Nat U4 P3 E3 C2

03763A | Warm Grey Antislip Nat

30x60 - 12"x24"

00932A | Warm Grey Nat/Ret U4 P3 E3 C2



30x30 - 12"x12"

00986 | Mosaico
Warm Grey Nat/Ret

Light Grey



120x120 - 48"x48"

05351 | Light Grey Nat/Ret



80x80 - 31½"x31½"

03672A | Light Grey Nat/Ret U4 P3 E3 C2

03836A | Light Grey Antislip Ret



60,4x60,4 - 24"x24"

03744A | Light Grey Nat U4 P3 E3 C2

60x60 - 24"x24"

00936A | Light Grey Nat/Ret U4 P3 E3 C2

02974B | Light Grey Grip/Ret

± 20mm



45,4x45,4 - 18"x18"

03799A | Light Grey Nat U4 P4 E3 C2




60x120 - 24"x48"

05307 | Light Grey Nat/Ret

05585 | Light Grey Grip/Ret ± 20mm

U4 P3 E3 C2




30,1x60,4 - 12"x24"

03756A | Light Grey Nat U4 P3 E3 C2

03762A | Light Grey Antislip Nat

30x60 - 12"x24"

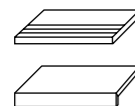
00931A | Light Grey Nat/Ret U4 P3 E3 C2



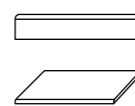
30x30 - 12"x12"

00985 | Mosaico
Light Grey Nat/Ret

Pezzi speciali
Special pieces



Step 30x60



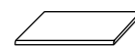
Battiscopa 8x45
Battiscopa 8x60
Battiscopa 8x80



Griglia Scolo 18x60 ± 20

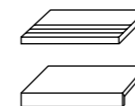


Elemento L 30x60 ± 20

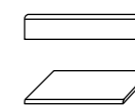


Gradone 30x60 ± 20

Pezzi speciali
Special pieces



Step 30x60



Battiscopa 8x45
Battiscopa 8x60
Battiscopa 8x80



Griglia Scolo 18x60 ± 20



Elemento L 30x60 ± 20



Gradone 30x60 ± 20

Black




80x80 - 31½"x31½"
03674A | Black Nat/Ret U4 P3 E3 C2



60,4x60,4 - 24"x24"
03746A | Black Nat U4 P3 E3 C2
60x60 - 24"x24"
00938A | Black Nat/Ret U4 P3 E3 C2



45,4x45,4 - 18"x18"
03801A | Black Nat U4 P4 E3 C2



30,1x60,4 - 12"x24"
03758A | Black Nat U4 P3 E3 C2
03764A | Black Antislip Nat
30x60
00933A | Black Nat/Ret U4 P3 E3 C2





30x30 - 12"x12"
00987 | Mosaico
Black Nat/Ret

Imballi

















Packing
Verpackung
Emballage

Formato / Size		± MM	Pezzi/Scatola Pieces/Box Stck/Karton Carreaux/Boîte	Mq/Scatola Sqmt/Box Qm/Karton M2/Boîte	Kg/Scatola Kgs/Box Kg/Karton Kg/Boîte	Scatole/Paletta Boxes/Pallet Karton/Pallet Boîte/Palette	Mq/Paletta Sqmt/Pallet Qm/Pallet M2 /Palette	Kg/Paletta Kgs/Pallet Kg/Pallet Kg/Palette	Formato Paletta Size Pallet Format Pallet Dim. Palette
120x120 Nat/Ret	P	8,5	2	2,88	55	24	69,12	1320	135x122x68
80x80 Nat/Ret - Antislip/Ret	P	8,5	2	1,28	24,50	54	69,12	1323	124x80x96
60x120 Nat/Ret	P	8,5	2	1,44	28,00	36	51,84	1008	122x82x75
60x120 Grip/Ret	P	20	1	0,72	33,00	36	25,92	1188	122x96x75
60,4x60,4 Nat	P	8,5	4	1,46	26,50	40	58,40	1060	122x82x75
60x60 Nat/Ret	P	8,5	4	1,44	26	40	57,60	1040	122x82x75
60x60 Grip/Ret	P	20	2	0,72	32	32	23,04	1024	120x80x75
45,4x45,4 Nat	P	8,0	6	1,240	21,00	66	81,84	1386	120x80x105
30,1x60,4 Nat - Antislip	P	8,5	7	1,273	23,00	48	61,10	1104	120x80x75
30x60 Nat/Ret	P	8,5	7	1,26	22,50	48	60,48	1080	120x80x75
30x30 Mosaico (Su Rete)	P	8,5	5	0,45	8,5	60			
Pezzi Speciali / Special Pieces									
8x80 Battiscopa	P	8,5	7	0,448	11	65			
8x60 Battiscopa	P	8,5	10	0,48	11	72			
8x45 Battiscopa	P	8,5	30	1,08	23,3	30			
30x60 Step	P	8,5	6	1,08	22	36			
30x60 Gradone	P	20	2	0,36	17	36			
30x60 Elemento L	P	20	2	0,36	17	30			
18x60 Griglia Scolo	P	20	1	0,108	5	48			









Riepilogo Gamma








Collection
Serie
Gamme

	Formati Sizes														
		120x120 48"x48"	80x80 31½"x31½"	60x120 24"x48"	60x120 24"x48"	60,4x60,4 24"x24"	60x60 24"x24"	60x60 24"x24"	30,1x60,4 12"x24"	30x60 12"x24"	45,4x45,4 18"x18"				DIN 51130
 White	Nat					03742A			03754A		03797A	V2	R10	A	> 0,42
	Nat/Ret	05298	03669A	05305			00934A		00928A				R11	A+B+C	> 0,42
	Antislip Nat								03759A						
 Taupe	Nat					03743A			03755A		03798A	V2	R10	A	> 0,42
	Nat/Ret	05349	03671A	05306			00935A		00929A				R11	A+B+C	> 0,42
	Antislip Nat								03761A						
	Antislip Ret		03835A												
Grip/Ret					05583			02973B				R11	A+B+C		
 Warm Grey	Nat					03745A			03757A		03800A	V2	R10	A	> 0,42
	Nat/Ret	05352	03673A	05308			00937A		00932A				R11	A+B+C	> 0,42
	Antislip Nat								03763A						
	Antislip Ret		03837A												
Grip/Ret					05584			02975B				R11	A+B+C		
 Light Grey	Nat					03744A			03756A		03799A	V2	R10	A	> 0,42
	Nat/Ret	05351	03672A	05307			00936A		00931A				R11	A+B+C	> 0,42
	Antislip Nat								03762A						
	Antislip Ret		03836A												
Grip/Ret					05585			02974B				R11	A+B+C		
 Black	Nat					03746A			03758A		03801A	V2	R10	A	> 0,42
	Nat/Ret		03674A				00938A		00933A				R11	A+B+C	> 0,42
	Antislip Nat								03764A						

Riepilogo Gamma

Collection
Serie
Gamme

	Formati Sizes		Mosaico 30x30 Su Rete 12"x12" (2"x2" Dot)
		8,5	
 White	Nat		
	Nat/Ret		00983
 Taupe	Nat		
	Nat/Ret		00984
 Warm Grey	Nat		
	Nat/Ret		00986
 Light Grey	Nat		
	Nat/Ret		00985
 Black	Nat		
	Nat/Ret		00987

Pezzi Speciali Special Pieces						
						
Battiscopa 8x80 3¼"x31½"	Battiscopa 8x60 3¼"x24"	Battiscopa 8x45 3¼"x18"	Step 30x60 12"x24"	Gradone 30x60 12"x24"	Elemento L 30x60 12"x24"	Griglia Scolo 18x60 7¼"x24"
8,5	8,5	8,5	8,5	20	20	20
	00988	00999	01005			
01529	00994					
	00989	01001	01007			
01530	00995					
				03205	03208	03212
	00992	01003	01009			
01532	00997					
				03207	03211	03214
	00991	01002	01008			
01531	00996					
				03206	03209	03213
	00993	01004	01011			
01533	00998					

Pezzi Speciali su Richiesta - Special pieces upon request
Formstücke auf Anfrage - Pièces spéciales sur demande













Gradone Angolare Sx/Dx 20 mm
Grip/Ret 30x60 - 12"x24" 8,5



Griglia Scolo Angolare Sx/Dx 20 mm
Grip/Ret 18x60 - 7¼"x24" 8,5

Caratteristiche Tecniche Technical characteristics/Technische daten/Caracteristiques techniques

CLASSIFICAZIONE SECONDO NORME EN 14411 BI_A - ISO 13006 - CLASSIFICATION IN ACCORDANCE WITH EN 14411 BI_A - ISO 13006
 KLASSIFIZIERUNG GEMÄSS NORMEN EN 14411 BI_A - ISO 13006 - CLASSIFICATION SELON LES NORMES EN 14411 BI_A - ISO 13006

	CARATTERISTICA TECNICA TECHNICAL CHARACTERISTIC TECHNISCHE DATE CARACTÉRISTIQUE TECHNIQUE	NORMA NORM NORM NORME	VALORE PRESCRITTO VALUE REQUIRED NORMVORGABE VALEUR PRESCRIPTE	VALORE MEDIO MEAN VALUE MITTELWERT VALEUR MOYENNE CERAMICHE PIEMME <small>FLOOR AND MORE</small>	NORMA NORM NORM NORME	VALORE MEDIO MEAN VALUE MITTELWERT VALEUR MOYENNE CERAMICHE PIEMME <small>FLOOR AND MORE</small>
	LUNGHEZZA E LARGHEZZA LENGHT AND WIDTH / LÄNGE UND BREITE / LONGUEUR ET LARGEUR		±0,6% (±2,00 MM)			
	SPESSORE THICKNESS / STÄRKE / ÉPAISSEUR		±5% (±0,5 MM)			
	RETTILINEITÀ LATI WARPAGES OF EDGES / GERADHEIT DER KANTEN / RÉCTITUDE DES ARÊTES	ISO 10545.2	±0,5% (±1,5 MM)	CONFORME IN ACCORDANCE ERFÜLLT CONFORME	ASTM C-499 ASTM C-485 ASTM C-502	IN ACCORDANCE
	ORTOGONALITÀ WEDGING / RECHTWINKLIGKEIT / ORTHOGONALITÉ		±0,5% (±2,00 MM)			
	PLANARITÀ FLATNESS / PLANITÄT / PLANIMÉTRIE		±0,5% (±2,00 MM)			
	ASSORBIMENTO % D'ACQUA WATER ABSORPTION WASSERAUFNAHME % ABSORPTION D'EAU %	ISO 10545.3	≤ 0,5%	CONFORME IN ACCORDANCE ERFÜLLT CONFORME	ASTM C-373	IN ACCORDANCE
	RESISTENZA ALLA FLESSIONE BENDING STRENGTH BIEGEZUGFESTIGKEIT RÉSISTANCE À LA FLEXION	ISO 10545.4	Modulus of rupture (average): R ≥ 35N/mm ² Breaking strength for thickness ≥ 7,5 mm S > 1300 N	CONFORME IN ACCORDANCE ERFÜLLT CONFORME	ASTM C-648 250 LBS OR GREATER	IN ACCORDANCE
	DILATAZIONE TERMICA LINEARE TRA 20° E 100° C LINEAR THERMAL EXPANSION BETWEEN 20° AND 100° C LINEARE WÄRMEAUSDEHNUNG ZWISCHEN 20° UND 100° C DILATATION THERMIQUE LINEAIRE ENTRE 20° ET 100° C	ISO 10545.8	SECONDO I DATI DEL COSTRUTTORE ACCORDING TO BUILDER'S SPECIFICATIONS LAUT ANGABEN DES HERSTELLERS SELON LES ELEMENTS DU COSTRUCTEUR	= 7X10 ⁻⁶ C ⁻¹		
	RESISTENZA AGLI SBALZI TERMICI THERMAL SHOCK RESISTANCE TEMPERATURWECHSELBESTÄNDIGKEIT RÉSISTANCE AUX ÉCARTS DE TEMPÉRATURE	ISO 10545.9	RICHIESTA REQUEST BITTE DEMANDE	RESISTENTE RESISTANT WIDERSTEHEND RÉSISTANT		
	RESISTENZA AL GELO FROST RESISTANCE FROSTBESTÄNDIGKEIT RÉSISTANCE AU GEL	ISO 10545.12	RICHIESTA REQUEST BITTE DEMANDE	RESISTENTE RESISTANT WIDERSTEHEND RÉSISTANT	ASTM C-1026	IN ACCORDANCE
	RESISTENZA ALL'ATTACCO CHIMICO RESISTANCE TO CHEMICAL ATTACK BESTÄNDIGKEIT GEGEN CHEMIKALIEN RÉSISTANCE À L'ATTAQUE CHIMIQUE	ISO 10545.13	SECONDO I DATI DEL COSTRUTTORE ACCORDING TO BUILDER'S SPECIFICATIONS LAUT ANGABEN DES HERSTELLERS SELON LES ELEMENTS DU COSTRUCTEUR	RESISTENTE RESISTANT WIDERSTEHEND RÉSISTANT	ASTM C-650	IN ACCORDANCE
	RESISTENZA DEI COLORI ALLA LUCE COLOURS RESISTANCE TO LIGHT LICHTBESTÄNDIGKEIT RÉSISTANCE DES COULEURS À LA LUMIÈRE	DIN 51094	NESSUNA ALTERAZIONE NO ALTERATION KEINE VERÄNDERUNG AUCUNE ALTÉRATION	CONFORME IN ACCORDANCE ERFÜLLT CONFORME		
	RESISTENZA ALLE MACCHIE STAIN RESISTANCE FLECKENFESTIGKEIT RÉSISTANCE AUX TACHES	ISO 10545.14	≥ CLASSE 3 METODO DI PROVA DISPONIBILE TEST METHOD AVAILABLE VERFÜGBARE PRÜFMETHODE METHODE D'ESSAI DISPONIBLE	CONFORME IN ACCORDANCE ERFÜLLT CONFORME		
	RESISTENZA ALLO SCIVOLAMENTO SLIPPAGE RESISTANCE RUTSCHSICHERHEIT RÉSISTANCE AU GLISSEMENT	DIN 51130 *	9 ≤ R ≤ 13	NATURALE R10 ANTISLIP R11 GRIP R11	ASTM C-1028 * COF ≥ 0,6 DRY ≥ 0,6 WET	NATURALE ANTISLIP GRIP
		DIN 51097 *	A,B,C	NATURALE A ANTISLIP A+B+C GRIP A+B+C	ANSI * 137.1-2012 DCOF > 0,42 WET	NATURALE > 0,42 ANTISLIP > 0,42 GRIP
		BS EN 7976-2*	> 36 DRY > 36 WET	NATURALE ANTISLIP GRIP	AS 4586: 2013 CLASS	NATURALE ANTISLIP GRIP

*TRATTANDOSI DI NORMATIVE NAZIONALI, I METODI DI PROVA, I REQUISITI E LE CLASSIFICAZIONI VARIANO DA PAESE A PAESE. IL VALORE ATTESO DALLA RESISTENZA ALLO SCIVOLAMENTO DELLA PRODUZIONE DI INDUSTRIE CERAMICHE PIEMME S.P.A., PUÒ VARIARE IN BASE AL LOTTO PRODUTTIVO. SPECIFICA DOCUMENTAZIONE È DISPONIBILE SU RICHIESTA. ELENCO DELLE SERIE CERTIFICATE E CLASSIFICAZIONI DISPONIBILI A RICHIESTA. TEST METHODS, REQUIREMENTS AND CLASSIFICATIONS DIFFER FROM COUNTRY TO COUNTRY, ACCORDING TO THE NATIONAL REGULATIONS. THE EXPECTED VALUE OF SLIPPAGE RESISTANCE OF PRODUCTS BY INDUSTRIE CERAMICHE PIEMME S.P.A. MAY VARY DEPENDING ON THE PRODUCTION BATCH. SPECIFIC DOCUMENTS ARE AVAILABLE UPON REQUEST. LIST OF CERTIFIED SERIES AND CLASSIFICATIONS AVAILABLE UPON REQUEST. PRÜFVERFAHREN, ERFORDERNISSE UND KLASSIFIKATIONEN SIND VERSCHIEDEN VON LAND ZU LAND, GEMÄSS DER NATIONALEN VORSCHRIFTEN. DER ERWARTUNGSWERT DER RUTSCHSICHERHEIT DER PRODUKTE VON INDUSTRIE CERAMICHE PIEMME S.P.A. KANN SICH - JE NACH DER PRODUKTIONSPARTIE - VERÄNDERN. SPEZIFISCHE UNTERLAGEN SIND AUF VERLANGEN ZUR VERFÜGBARKEIT. LISTE DER GEPRÜFTEN SERIE UND KLASSIFIZIERUNGEN AUF ANFRAGE ERHÄLTlich.

LES MÉTHODES D'ESSAI, LES RÉQUISITIONS ET LES CLASSIFICATIONS CHANGENT DE PAYS À PAYS, SELON LES RÉGLEMENTATIONS NATIONALES. LA VALEUR ATTENDUE DE RÉSISTANCE AU GLISSEMENT DES PRODUITS DE INDUSTRIE CERAMICHE PIEMME S.P.A. PEUT VARIER EN FONCTION DU LOT DE PRODUCTION. UNE DOCUMENTATION SPÉCIFIQUE EST DISPONIBLE SUR DEMANDE. LISTE DES SERIES CERTIFIÉES ET DES CLASSEMENTS DISPONIBLES SUR DEMANDE.

CONCERNANT LA NORME UPEC, VEUILLEZ SVP VÉRIFIER DIRECTEMENT SUR INTERNET EN TAPANT "UPEC PIEMME" LES RÉFÉRENCES ET/OU FINITIONS ÉVENTUELLEMENT PAS ENCORE À CE JOUR CERTIFIÉES.



CERAMICHE PIEMME
FLOOR AND MORE



CERAMICHE PIEMME
FLOOR AND MORE

INDUSTRIE CERAMICHE PIEMME S.P.A.
 VIA DEL CROCIALE 42/44, 41042 FIORANO (MO) - ITALY
 T. +39 0536.849111 - F. +39 0536.849402
 WWW.CERAMICHEPIEMME.IT - INFO@CERAMICHEPIEMME.IT