

Shades

Designed by Gordon Guillaumier

Quando l'esattezza della tecnologia incontra l'imprecisione spontanea del decoro fatto a mano: la serialità e la molteplicità della produzione replicano incessantemente ogni istante in cui il segno è rimasto sospeso e delicato, quasi tremante e fanciullesco.

When the accuracy of technology meets the spontaneous imperfections of handmade decorations, that surprising décor effects come to light the multiplicity of the production incessantly replicate every instant in which the stroke is applied, suspended and delicate, almost trembling and childlike.

Die Präzision der Technologie trifft auf die spontane Unbestimmtheit des handgemalten Dekors: Serialität und Vielzahl der Produktion replizieren unaufhörlich jenen Augenblick, in dem das Zeichen in der Schwebe bleibt. Unschärf, beinahe bebend und kindlich.

Lorsque la précision de la technologie rencontre l'imprécision spontanée de la décoration faite à la main: le caractère en série de la production et sa multiplicité reproduisent sans cesse chaque instant où le signe reste en suspens, délicat, presque tremblant et enfantin.

5

Colori
Colours
Farben
Couleurs


Noon




Dawn




Dusk



Evening



Night



5

Formati
Sizes
Formate
Formats

60×120
24"×48"



80×80
31½"×31½"



60×60
24"×24"



30×60
12"×24"



17,5×20,5
6⅞"×8⅛"



1

Superfici
Surfaces
Oberflächen
Surfaces

Naturale

i

Effetto Cemento
Cement Look
Beton Optik
Effet Béton

Rivestimento
Wall Tiles
Wandfliesen
Revêtement

Pavimento
Floor Tiles
Bodenfliesen
Sol

Gres fine porcellanato
Fine porcelain stoneware
Feinsteinzeug
Grès cérame fin

Tecnologia digitale
Digital technology
Digital Technologie
Technologie numérique

Ripresa grafica tra le diverse lastre rettificata contenuta entro le tolleranze previste dalla norma. Per un corretto allineamento si consiglia di utilizzare una fuga di 2 mm.
Graphic representation between the rectified tiles is contained within the tolerances provided by the standard. For a correct alignment it is recommended to use a 2 mm joint.
Grafische Darstellung zwischen den verschiedenen rektifizierten Platten innerhalb der in der Norm vorgesehenen Toleranzen. Für eine korrekte Anpassung wird eine Fuge von 2mm empfohlen.
Reproduction graphique entre les différents carreaux rectifiés dans les limites des tolérances prévues par la norme. Pour un alignement correct, il est recommandé d'utiliser joints de 2 mm.



Noon



60x120
02289A | Shades Noon Nat/Ret




80x80
03862 | Shades Noon Nat/Ret



60x60
02273A | Shades Noon Nat/Ret



60x60
02278A | Shades Wash Noon Nat/Ret



30x60
02251A | Shades Noon Nat/Ret



30x60
02256A | Shades Wash Noon Nat/Ret




17,5x20,5
02464 | Shades Noon Nat



17,5x20,5
02459 | Shades Blot Noon Nat



Dawn



60x120
02291A | Shades Dawn Nat/Ret




80x80
03863 | Shades Dawn Nat/Ret



60x60
02274A | Shades Dawn Nat/Ret



60x60
02279A | Shades Wash Dawn Nat/Ret



30x60
02252A | Shades Dawn Nat/Ret



30x60
02257A | Shades Wash Dawn Nat/Ret



17,5x20,5
02465 | Shades Dawn Nat



17,5x20,5
02460 | Shades Blot Dawn Nat




Dusk



60x120
02292A | Shades Dusk Nat/Ret



80x80
03864 | Shades Dusk Nat/Ret



60x60
02275A | Shades Dusk Nat/Ret



60x60
02281A | Shades Wash Dusk Nat/Ret



30x60
02253A | Shades Dusk Nat/Ret



30x60
02258A | Shades Wash Dusk Nat/Ret



17,5x20,5
02466 | Shades Dusk Nat



17,5x20,5
02461 | Shades Blot Dusk Nat



Evening



60x120
02293A | Shades Evening Nat/Ret




80x80
03865 | Shades Evening Nat/Ret



60x60
02276A | Shades Evening Nat/Ret



60x60
02282A | Shades Wash Evening Nat/Ret



30x60
02254A | Shades Evening Nat/Ret



30x60
02259A | Shades Wash Evening Nat/Ret



17,5x20,5
02467 | Shades Evening Nat



17,5x20,5
02462 | Shades Blot Evening Nat

Night




60x120

02294A | Shades Night Nat/Ret



80x80

03866 | Shades Night Nat/Ret



60x60

02277A | Shades Night Nat/Ret



60x60

02283A | Shades Wash Night Nat/Ret



30x60

02255A | Shades Night Nat/Ret



30x60

02261A | Shades Wash Night Nat/Ret



17,5x20,5

02468 | Shades Night Nat



17,5x20,5

02463 | Shades Blot Night Nat

Imballi

Packing
Verpackung
Emballage

Formati Sizes		± MM	Pezzi Scatola Pieces/Box Stck/Karton Carreaux/Boîte	Mq/Scatola Sqmt/Box Qm/Karton M2/Boîte	Kg/Scatola Kgs/Box Kg/Karton Kg/Boîte	Scatole/Paletta Boxes/Pallet Karton/Palette Boîte/Palette	Mq/Paletta Sqmt/Pallet Qm/Pallet M2/Palette	Kg/Paletta Kgs/Pallet Kg/Pallet Kg/Palette	Formato Paletta Size Pallet Format Pallet Dim. Palette
60x120 (24"x48") Nat/Ret	P	9,5	2	1,44	31	30	43,20	930	122x82x75
80x80 (31½"x31½") Nat/Ret	P	9,5	2	1,280	27,50	50	64,00	1375	122x80x96
60x60 (24"x24") Nat/Ret	P	9,5	4	1,44	29	32	46,08	928	120x80x75
30x60 (12"x24") Nat/Ret	P	9,5	7	1,26	25,30	40	50,40	1012	120x80x75
17,5x20,5 (6¾"x8¼") Nat	P	8,5	37	1,000	18,00	60	60,00	1080	120x80x75
Pezzi Speciali / Special Pieces									
30x120 (12"x48") Step Nat/Ret	P	9,5	3	1,080	24,00	20	-	-	-
6,5x120 (2½"x48") Battiscopa Nat/Ret	P	9,5	8	0,624	12,50	48	-	-	-
8x80 (3¼"x31½") Battiscopa Nat/Ret	P	9,5	7	0,448	11,00	65	-	-	-
4,5x60 (1¾"x24") Battiscopa Nat/Ret	P	9,5	14	0,378	8,00	80	-	-	-

Riepilogo Gamma

Collection
Serie
Gamme

Formati Sizes									Pezzi Speciali Special Pieces						
	60x120 24"x48"	80x80 31½"x31½"	60x60 24"x24"	Wash 60x60 24"x24"	30x60 12"x24"	Wash 30x60 12"x24"	17,5x20,5 6¾"x8¼"	Blot 17,5x20,5 6¾"x8¼"	DIN 51130	DIN 51097	DCOF	Battiscopa 6,5x120 2½"x48"	Battiscopa 8x80 3¼"x31½"	Battiscopa 4,5x60 1¾"x24"	Step 30x120 12"x48"
Nat							02464	02459							
	Nat/Ret	02289A	03862	02273A	02278A	02251A	02256A		V2	R9	A	>0.42	02412A	02417	02407
Noon							02465	02460							
	Nat/Ret	02291A	03863	02274A	02279A	02252A	02257A		V2	R9	A	>0.42	02413A	02418	02408
Dawn							02466	02461							
	Nat/Ret	02292A	03864	02275A	02281A	02253A	02258A		V2	R9	A	>0.42	02414A	02419	02409
Dusk							02467	02462							
	Nat/Ret	02293A	03865	02276A	02282A	02254A	02259A		V2	R9	A	>0.42	02415A	02421	02410
Evening							02468	02463							
	Nat/Ret	02294A	03866	02277A	02283A	02255A	02261A		V2	R9	A	>0.42	02416A	02422	02411
Night															
	Nat/Ret	02294A	03866	02277A	02283A	02255A	02261A		V2	R9	A	>0.42	02416A	02422	02411

